

PVT TABLE FONTS

LARGE TABLE HEADER
MONTERRAT 25 BOLD
HEX: #2B116C

time interval identifier
montserrat 25 bold
hex: #2b116c

TABLE ROW HEADER
MONTERRAT 15 MEDIUM
HEX: #2B116C

TOKEN SYMBOL
HELVETICA NEUE 20 BOLD
HEX: #2B116C

Token Name
Gibson 12 Regular
HEX: #2B116C

COIN PRICE
GIBSON 26 SEMIBOLD
HEX: #2B116C

COIN DETAIL DROPDOWN SUBHEAD
GIBSON 12 REGULAR
HEX: #2B116C

COIN PVT DATA
GIBSON 18 REGULAR
HEX: #2B116C

COIN PVT DATA %
GIBSON 14 REGULAR
HEX: #55AD54

COIN PVT DATA %
GIBSON 14 REGULAR
HEX: #E8443B

CARD COMPONENT FONTS

MEDIUM TABLE HEADER
MONTERRAT 19 BOLD
HEX: #2B116C

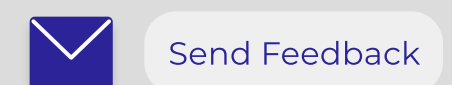

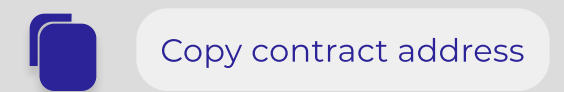
Customizable Cards Switch Label
Montserrat 15 Semibold
Hex: #2B116C

Button Label Active Deselected
Montserrat 14 Medium
Hex: #2B116C

Button Label Active Selected
Montserrat 14 Medium
Hex: #Ffffff

Button Label Inactive Deselected
Montserrat 14 Medium
Hex: #8D829B

ICONS



PVT BUTTONS AND STATES

Transactions

Main component

Price

Volume

Transactions

Inactive- deselected

Price

Volume

Transactions

Inactive- selected

Price

Volume

Transactions

Active- deselected

Transactions

Volume

Transactions

Active- selected

TIME INTERVAL BUTTONS AND STATES

1h

Main component

1h

24h

3d

7d

14d

30d

Inactive- deselected

1h

24h

3d

7d

14d

30d

Inactive- selected

1h

24h

3d

7d

14d

30d

Active- deselected

1h

24h

3d


7d

14d

30d

Active- selected

EXCHANGE DATA CARD

**Uniswap (V2)**
Exchange Data

Market Share %
3.58%

Liquidity
\$4,386,514,656.04

Liquid %(3d)
+0.83%

Volume %(3d)
+39.58%

COIN DETAILS CARD

**CSYB**
Coin Name Token

Circulating Supply
642 M CSYB

24h Volume
\$1,408,758.10

Estimated Market Cap
\$1,621,588,599

Holders
40,733

FILTERS BAR COMPONENT


Filters Data ▾ Time Interval ▾ Value ▾ Operator ▾ **Amount**

Active



Filters Data ▾ Time Interval ▾ Value ▾ Operator ▾ **Amount**

Inactive

TIME TRAVEL COMPONENT



Closed

 **Time Travel** | SEE DATA FROM:
OCTOBER, 8TH 2021 06:45PM 

Open- on click

CUSTOMIZE VIEW BAR COMPONENT



Customize View Data View Price Volume Transactions Time Frame 1h 24h 3d 7d 14d 30d

Active

Customize View Data View Price Volume Transactions Time Frame 1h 24h 3d 7d 14d 30d

Inactive

WALLET TABLE DATA

▼ WALLET NAME Wallet Type
Default state
▼ WALLET NAME Wallet Type
> DATE ADDED: 10/08/2021
Dropdown state

ASSETS BASED ON WALLETS ADDED TABLE DATA

▼ CSYB Coin Name Token	\$34.64 USD 0.014073 CSYB	\$3,460.12 USD 5 BUYS	10.1%	WALLET NAME Wallet Type
Default state				
▼ CSYB Coin Name Token	\$34.64 USD 0.014073 CSYB	\$3,460.12 USD 5 BUYS	10.1%	WALLET NAME Wallet Type
>	\$2,944.18 USD CURRENT PRICE	\$7,640.34 USD ALL TIME HIGH	30,317 HOLDERS	\$800.83M EST. MKT CAP
Dropdown state				

PVT ALL INTERVALS SELECTED DATA

▼ ... CSYB Coin Name Token	\$2.94	\$2.93 +0.50%	\$207,154.19 +155.62%	11 +22.22%	\$2.93 +0.50%	\$207,154.19 +155.62%	11 +22.22%	\$2.93 +0.50%	\$207,154.19 +155.62%	11 +22.22%	\$2.93 +0.50%	\$207,154.19 +155.62%	11 +22.22%	\$2.93 +0.50%	\$207,154.19 +155.62%	11 +22.22%	\$2.93 +0.50%	\$207,154.19 +155.62%	11 +22.22%	\$2.93 +0.50%	\$207,154.19 +155.62%	11 +22.22%	\$2.93 +0.50%	\$207,154.19 +155.62%	11 +22.22%	\$2.93 +0.50%	\$207,154.19 +155.62%	11 +22.22%
Default state																												
▼ ... CSYB Coin Name Token	\$2.94	\$2.93 +0.50%	\$207,154.19 +155.62%	11 +22.22%	\$2.93 +0.50%	\$207,154.19 +155.62%	11 +22.22%	\$2.93 +0.50%	\$207,154.19 +155.62%	11 +22.22%	\$2.93 +0.50%	\$207,154.19 +155.62%	11 +22.22%	\$2.93 +0.50%	\$207,154.19 +155.62%	11 +22.22%	\$2.93 +0.50%	\$207,154.19 +155.62%	11 +22.22%	\$2.93 +0.50%	\$207,154.19 +155.62%	11 +22.22%	\$2.93 +0.50%	\$207,154.19 +155.62%	11 +22.22%	\$2.93 +0.50%	\$207,154.19 +155.62%	11 +22.22%
>	30,317 HOLDERS	\$800.83M EST. MKT CAP	SINCE ADDED:	\$2.46 +19.50%	\$288,004.15 -28.07%	23 -52.17%	\$2.46 +19.50%	\$288,004.15 -28.07%	23 -52.17%	\$2.46 +19.50%	\$288,004.15 -28.07%	23 -52.17%	\$2.46 +19.50%	\$288,004.15 -28.07%	23 -52.17%	\$2.46 +19.50%	\$288,004.15 -28.07%	23 -52.17%	\$2.46 +19.50%	\$288,004.15 -28.07%	23 -52.17%	\$2.46 +19.50%	\$288,004.15 -28.07%	23 -52.17%	\$2.46 +19.50%	\$288,004.15 -28.07%	23 -52.17%	
Dropdown state																												

PRICE ALL INTERVALS SELECTED DATA

▼ ... CSYB Coin Name Token	\$2.94	\$2.93 +0.50%	\$2.93 +0.50%	\$2.93 +0.50%	\$2.93 +0.50%	\$2.93 +0.50%	\$2.93 +0.50%	\$2.93 +0.50%	\$2.93 +0.50%	\$2.93 +0.50%
Default state										
▼ ... CSYB Coin Name Token	\$2.94	\$2.93 +0.50%	\$2.93 +0.50%	\$2.93 +0.50%	\$2.93 +0.50%	\$2.93 +0.50%	\$2.93 +0.50%	\$2.93 +0.50%	\$2.93 +0.50%	\$2.93 +0.50%
>	30,317 HOLDERS	\$800.83M EST. MKT CAP	SINCE ADDED:	\$2.46 +19.50%	\$2.46 +19.50%	\$2.46 +19.50%	\$2.46 +19.50%	\$2.46 +19.50%	\$2.46 +19.50%	\$2.46 +19.50%
Dropdown state										

VOLUME ALL INTERVALS SELECTED DATA

▼ ... CSYB Coin Name Token	\$2.94	\$207,154.19 +155.62%	\$207,154.19 +155.62%	\$207,154.19 +155.62%	\$207,154.19 +155.62%	\$207,154.19 +155.62%	\$207,154.19 +155.62%	\$207,154.19 +155.62%	\$207,154.19 +155.62%	\$207,154.19 +155.62%
Default state										
▼ ... CSYB Coin Name Token	\$2.94	\$207,154.19 +155.62%	\$207,154.19 +155.62%	\$207,154.19 +155.62%	\$207,154.19 +155.62%	\$207,154.19 +155.62%	\$207,154.19 +155.62%	\$207,154.19 +155.62%	\$207,154.19 +155.62%	\$207,154.19 +155.62%
>	30,317 HOLDERS	\$800.83M EST. MKT CAP	SINCE ADDED:	\$288,004.15 -28.07%	\$288,004.15 -28.07%	\$288,004.15 -28.07%	\$288,004.15 -28.07%	\$288,004.15 -28.07%	\$288,004.15 -28.07%	\$288,004.15 -28.07%
Dropdown state										

TRANSACTIONS ALL INTERVALS SELECTED DATA

▼ ... CSYB Coin Name Token	\$2.94	11 +22.22%	11 +22.22%	11 +22.22%	11 +22.22%	11 +22.22%	11 +22.22%	11 +22.22%	11 +22.22%	11 +22.22%
Default state										
▼ ... CSYB Coin Name Token	\$2.94	11 +22.22%	11 +22.22%	11 +22.22%	11 +22.22%	11 +22.22%	11 +22.22%	11 +22.22%	11 +22.22%	11 +22.22%
>	30,317 HOLDERS	\$800.83M EST. MKT CAP	SINCE ADDED:	23 -52.17%	23 -52.17%	23 -52.17%	23 -52.17%	23 -52.17%	23 -52.17%	23 -52.17%
Dropdown state										