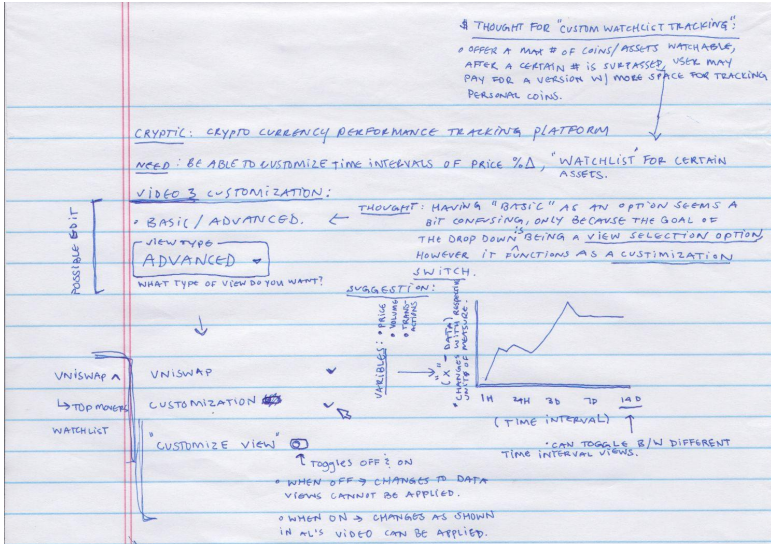


Design Research

DegenApe Tools



Beginning assessment & notes on existing platform

VOCABULARY:

CRYPTOASSET: A NEW TYPE OF ASSET RECORDED IN DIGITAL FORM & ENABLED BY THE USE OF CRYPTOTECHNOLOGY THAT IS NOT & DOES NOT REPRESENT A FINANCIAL CLAIM ON, OR A LIABILITY OF, ANY IDENTIFIABLE ENTITY.

BROKERAGE ACCOUNT ⇒ INTERACTIVE BROKERS

FUNDAMENTALS:

IN ORDER TO OWN CRYPTO CURRENCY: NEED AN EXCHANGE

IN ORDER TO SPECULATE PRICE OF CRYPTO CURRENCY: NEED A BROKER

COINS:

BITCOIN: SOFTWARE: A DECENTRALIZED SYSTEM WHICH RECORDS TRANSACTIONS IN A DISTRIBUTED LEDGER CALLED A BLOCK CHAIN.

BLOCKCHAIN: A NETWORK OF MULTIPLE DEVICES (NODES) - ALL EQUALLY IMPORTANT - CONNECTED TO EACH OTHER THROUGH THE INTERNET. ESSENTIALLY → A LEDGER WHICH STORES THE RECORD OF WHAT HAS COME IN AND SENDS OUT IN A DISTRIBUTED & 2 P MANNER AFTER THE TRANSACTION HAS BEEN VERIFIED BY ALL PARTICIPATING NODES.

CFD: "CONTRACTS FOR DIFFERENCE" IS AN AGREEMENT BETWEEN AN INVESTOR & A CFD BROKER TO EXCHANGE THE DIFFERENCE IN THE VALUE OF A FINANCIAL PRODUCT (SECURITIES OR DERIVATIVES) BETWEEN THE TIME THE CONTRACT IS OPENED & CLOSED. (USED BY EXPERIENCED TRADERS ONLY)

BINARY OPTIONS ARE FINANCIAL OPTIONS THAT COME W/ ONE OF TWO PAYOFF OPTIONS: A FIXED AMOUNT OR NOTHING AT ALL.

THE BLOCKCHAIN PROTOCOL: PROTOCOL: A SET OF RULES OR PROCEDURES THAT GOVERN THE TRANSFER OF DATA B/W 2 OR MORE ELECTRONIC DEVICES: FAMILIAR INTERNET PROTOCOLS: TCP/IP, HTTPS, DNS

RULES:

- 1 A HOW TO FOR GOVERNING & VALIDATING TRANSACTIONS
- 2 AN ALGORITHM THAT DEFINES THE MECHANISM FOR ALL PARTICIPATING NODES TO INTERACT WITH EACH OTHER, AND
- 3 (IN SOME CASES), APPLICATION PROGRAMMING INTERFACE.

BLOCKCHAIN PROTOCOL TERMS:

DISTRIBUTED LEDGERS: TYPE OF DATABASE THAT ARE SPREAD ACROSS THE MULTIPLE PEERS AND THE RECORDS ARE STORED ONE AT THE OTHER IN A CONTINUOUS LOOP.

SMART CONTRACTS: A SET OF LOGIC RULES IN THE FORM OF A CODED SCRIPT WHICH CAN BE EMBEDDED INTO THE BLOCKCHAIN TO GOVERN A TRANSACTION.

CONSENSUS ALGORITHM: DEFINES THE WAY CONSENSUS WILL BE REACHED ON THE NETWORK TO VERIFY THE TRANSACTIONS.

COINS DEFINED @ LOWER LEVEL BY PROTOCOL ITSELF, COINS ARE THE NATIVE DIGITAL ASSET OF A BLOCKCHAIN NETWORK. I.E. BITCOIN'S PROTOCOL'S NATIVE CURRENCY IS BITCOIN.

TOKENS: DIGITAL ASSET DEFINED @ A HIGHER LEVEL, NOT BY THE PROTOCOL BUT BY THE SMART CONTRACTS. I.E. ETHEREUM'S PROTOCOL HAS A NATIVE COIN ⇒ ETHER.

HOWEVER ⇒ ETHEREUM ALLOWS THE BUILDING OF DAPPS ON ITS PROTOCOL AND THESE MAY VARY AND ARE DEFINED BY SMART CONTRACTS.

THAT'S WHY ⇒ TOKENS ARE NATIVE ASSETS OF DAPPS.

CLASSIFICATION OF DAPPS:

- 1 TYPE 1 DECENTRALIZED APPLICATIONS HAVE THEIR OWN BLOCKCHAIN. BITCOIN IS THE MOST FAMOUS EXAMPLE OF A TYPE 1 DAPP BUT LITECOIN AND OTHER "ALT-COINS" ARE OF THE SAME TYPE.
- 2 TYPE 2 DECENTRALIZED APPLICATIONS USE THE BLOCKCHAIN OF A TYPE 1 DAPP. TYPE 2 DAPPS ARE PROTOCOLS AND HAVE TOKENS THAT ARE NECESSARY FOR THEIR FUNCTION. EX. OMNI PROTOCOL.

Design Research

DegenApe Tools

EVN FALL: THERE IS A STRONG CORRELATION B/W # OF VOTES & PRICE ($R2 = 0.82$). ALSO PRICE DOESNT INCR/LINERALLY W/ THE # OF USERS BUT INSTEAD W/ THE POWER OF 1.45 OF THE # OF USERS. FOR THE PRICE TO INCREASE 1000 TIMES, YOU ONLY NEED 170 TIMES THE # OF USERS TODAY)

CLASSIFICATION OF DAPPS CONTINUED:

③ **TYPE 3:** DECENTRALIZED APPLICATIONS USE THE PROTOCOL OF A TYPE II DAPP. TYPE III DAPPS ARE PROTOCOLS AND HAVE TOBENS THAT ARE NECESSARY FOR THEIR FUNCTION. **PH. EX:** THE SAFE NETWORK THAT USES THE OMNI PROTOCOL TO ISSUE "SAFE COINS" THAT CAN BE USED TO ACQUIRE DISTRIBUTED FILE STORAGE.

USEFUL ANALOGY:

TYPE 1: COMPUTER OPERATING SYSTEM (WINDOWS, MAC OS X, LINUX, ANDROID, IOS.)

TYPE 2: GENERAL PURPOSE SOFTWARE PROGRAM (WORD PROCESSOR, SPREADSHEET SOFTWARE, FILE SYNCHRONIZATION TOOL, DROPBOX.)

TYPE 3: A SPECIALIZED SOFTWARE SOLUTION: (MAIL MERGE TOOL THAT USES A WORD PROCESSOR, AN EXPENSE REPORT THAT USES A SPREADSHEET, OR A BLOGGING PLATFORM THAT USES DROPBOX.)

* USING THIS ANALOGY WE CAN ASSUME THAT THERE WILL BE FEW TYPE 1 DAPPS, MORE TYPE 2 AND EVEN MORE TYPE 3.

API: APPLICATION PROGRAMMING INTERFACE. API IS PART OF THE SERVER THAT RECEIVES REQUESTS AND SENDS RESPONSES. FROM THE USER'S PERSPECTIVE: THE API IS WHAT ALLOWS THEM TO COMPLETE AN ACTION WITHOUT LEAVING A WEBSITE. A GOOD API MAKES IT EASIER TO DEVELOP A COMPUTER PROGRAM BY PROVIDING ALL THE BUILDING BLOCKS. THE BUILDING BLOCKS THEN PUT TOGETHER BY THE PROGRAMMER INTO A WEB-BASED SYSTEM, OPERATING SYSTEM, DATABASE SYSTEM, & COMPUTER HARDWARE OR SOFTWARE LIBRARY.

PUBLIC	• GOVERNMENT	• VOTING	• OFFERING
	• IDENTITY	• REAL ESTATE	• ACROSS
PRIVATE	• GENERAL RESERVATION	• FINANCE	• DATA (AN APPLICATION) OR TO PRESENT DATA (SERVICES)?
	• HEALTH CARE	• AUTOMOTIVE	• SCOPE - IS BLOCKCHAIN VISIBLE GLOBALLY UNRESTRICTED (PUBLIC) & ENTERPRISE PERMISSIONED (PRIVATE)?
	• INSURANCE	• SUPPLY CHAIN	
	• FRAUD DETECTION	• ICO	

FOR CONTRAST: CONSIDER HEALTH CARE? REAL ESTATE:

HEALTH CARE: IS LOOKING TO FACILITATE SECURE TRANSIT OF PATIENT RECORDS VIA BLOCKCHAIN. ACCESS IS THEREFORE SERVICE-ORIENTED WHILE THE SCOPE REMAINS PRIVATE TO HEALTH CARE PARTNERS.

REAL ESTATE: IS INTERESTED IN THE USE OF BLOCKCHAIN FOR LAND REGISTRATION RECORDS. MEANT TO BE OPEN AND TRANSPARENT TO THE PUBLIC.

DATA VISUALIZATION FOR CRYPTO:

CANDLESTICK CHART:

CANDLESTICKS GIVE YOU AN INSTANT SNAPSHOT OF WHETHER A MARKET'S PRICE MOVEMENT WAS POSITIVE OR NEGATIVE, AND TO WHAT EXTENT.

THE TIME FRAME REPRESENTED IN A CANDLESTICK CAN VARY WIDELY. EACH CANDLESTICK REPRESENTS A TIME MEASURED IN INTERVALS: 1W, 15M, 5M.

HIGHEST PRICE REACHED
LOWEST PRICE REACHED

OPEN (top of green candle, bottom of red candle)
CLOSE (bottom of green candle, top of red candle)

GREEN CANDLES: SHOW PRICES GOING UP, SO THE OPEN IS @ THE BOTTOM OF THE BODY & CLOSE IS @ TOP.

RED CANDLES: SHOW PRICES DECLINING, SO THE OPEN IS @ THE TOP & THE CLOSE IS @ THE BOTTOM.

CANDLE BODY: TELLS YOU WHAT OPEN & CLOSE PRICES WERE DURING CANDLE'S TIME FRAMING.

WICKS: LINES STRETCHING FROM TOP & BOTTOM OF CANDLE BODY THAT REPRESENT THE HIGHEST & LOWEST PRICES THE ASSET HIT DURING THE TIME FRAME.

WHAT CANDLESTICKS CAN TELL US:

- A LONG WICK ON THE BOTTOM OF A CANDLE, MIGHT MEAN THAT TRADERS ARE BUYING INTO AN ASSET AS PRICES FALL, WHICH MAY BE A GOOD INDICATOR THAT THE ASSET IS ON ITS WAY UP.
 - A LONG LOWER SHADOW COULD BE A BULLISH SIGNAL, INDICATING THAT INVESTORS ARE LOOKING TO BUY, DRIVING PRICES UP. THE LONGER THE LOWER SHADOW, THE MORE RELIABLE THE SIGNAL.
- A LONG WICK AT THE TOP OF THE CANDLE, HOWEVER, COULD SUGGEST THAT TRADERS ARE WANTING TO TAKE PROFITS SIGNALING A LARGE POTENTIAL SELL OFF IN NEAR FUTURE.
 - A LONG UPPER SHADOW COULD BE AN INDICATOR OF A BEARISH TREND MEANING THAT INVESTORS ARE LOOKING TO SELL & TAKE PROFIT. THE LONGER THE UPPER SHADOW, THE STRONGER THE INDICATOR.
- IF BODY OCCUPIES MOST OF CANDLE W/ LITTLE OR NO WICKS ON EITHER SIDE, THIS MIGHT INDICATE:
 - GREEN CANDLE:** INDICATES A STRONGLY BULLISH SENTIMENT
 - RED CANDLE:** INDICATES A STRONGLY BEARISH SENTIMENT.
- A DOJI CANDLE HAS NO BODY, BECAUSE THE OPEN & CLOSE PRICES ARE THE SAME. THESE CAN TYPICALLY BE INTERPRETED TO MEAN THERE IS INDECISION IN THE MARKET, AND ARE A POSSIBLE INDICATOR FOR AN UPCOMING PRICE REVERSAL.
 - GREEN UMBRELLAS:** HAVE A DISTINCTLY LONG BOTTOM WICK. NICKNAME: HARBINGER. MEAN OPEN A SIGNAL THAT SELLERS ARE READY TO CASH OUT - REVERSING THE UP CYCLE.
 - RED UMBRELLAS:** NICKNAME: HAMMER. OPEN MEANS THAT THE ASSET IS RECEIVING SOME SERIOUS BUY ACTION - AND THE PRICE MAY SOON BE ON ITS WAY UP.

Design Research

DegenApe Tools

UI: NEED: WALLET CONNECTION FUNCTIONALITY. } - SECURITY?
 - ANY POTENTIAL ISSUES.

NEED: TRACKING RECENT TRADES MADE. } WALLET UNWRAPPING TOOL.

NEED: BUTTON TO NAVIGATE USER TO A TRADEABLE PLATFORM VIA / CRYPTO.

TOP MARKET - PARENT COMPONENT

NEED: ALERT WHEN CERTAIN CRITERIA

↳ DEFINED AS: AL'S CURRENT FILTER SETTINGS FOR WHAT CONSTITUTES AS "CONCERNING" OR "PLAUSIBLE"
 IS: AL CREATES AN INSTANCE WHERE HE IS TRACKING

FILTERS: NEED: LOOK AT CHANGING FILTER SELECTION OPTION

NEED: BUTTON TO EASILY COPY & PASTE CONTRACT ADDRESSES FOR CERTAIN TOKENS BETWEEN TABLES.

NEED: LOOK @ BUY TOOLS INTEGRATION

Table information breakdown

VARIABLES: (USUALLY LAST 24hr)
 VOLUME: HOW MUCH OF A COIN IS TRADED WITHIN A CERTAIN TIME WINDOW
 PRICE: SELLING/BUYING PRICE OF A COIN AT A CERTAIN DEFINABLE TIME
 TRANSACTIONS: AMOUNT OF TRADES MADE REGARDING A COIN/TOKEN WITHIN A DEFINED TIMEFRAME.
 04/22/21 CRYPTO TRADING TUTORIAL NOTES: USING CRYPTIK: X: DATA NOT RECORDED

EX: LOOKING INTO A COIN (VETH) TO POTENTIALLY BUY INTO.

TOP TABLE: VOLUME 1hr VOL, 24hr VOL, 3d VOL, 7d VOL, 14d VOL

	\$43,013.98	\$3,102,049.7	\$8,183,847.94
ⓐ	-81.11%	+33.82%	+169.87%

BOTTOM TABLE: ALL CHANGES 1hr CHANGE, 24hr, 3d, 7d, 14d

	PRICE %	+32.58%	+16.45%	+145.63%
	VOLUME %	+43.82%	+169.87%	+603.99%
	TRANSACTION %	+2.77%	+156.71%	+280.50%
ⓐ	-0.46%			
ⓑ	-81.11%			
ⓒ	-71.43%			

↳ IN REGARDS TO USD VOLUME \$ @ A TIME WINDOW

OBSERVATIONS:

- ⓐ THE 81% DROP INDICATES THAT THERE ARE NO MORE BUYERS LEFT @ THIS LEVEL.
- ⓑ ALONG W/ VOLUME THE TRANSACTIONS % Δ IS DOWN
- ⓒ LOOKING @ THE PRICE DROP @ ONLY -0.46% INDICATES THAT THE PRICE HAS NOT YET BEEN AFFECTED BY REDUCTION IN VOL & TRANSACTIONS.

CONCLUSION: BASED ON INFO & DATA, PRICE IS @ \$185, PEAK IS @ \$210:
 PROBABLY A GOOD TIME TO SELL OFF THIS ASSET SOME OF
 SELL WHEN VOLUME % & TRANSACTION % IS ↓ DOWN BUT PRICE % IS STILL MODERATELY HIGH.

IMPORTANT NOTES:

- LOOK @ THE VOLUME SPIKES FOR TOKENS THAT MAY BE GOOD TO BUY.
- WHEN YOU FIND A POTENTIALLY PROFITABLE COIN DO MORE RESEARCH TO FIND OUT WHY THIS COIN HAS GAINED CERTAIN AMOUNT OF ATTENTION.
- A COIN WITH FREQUENT HEAVY MOVEMENTS WON'T ATTRACT ATTENTION IF IT HAS HIGH VOLUME. IF A COIN NORMALLY HAS LESS VOLUME, HEAVY TRADING IN THE LAST 24 HOURS COULD INDICATE THERE IS SOME SUPPORT BEHIND THE MOVE IT MAY BE MAKING.

MARKET CAP: MEASURED RELATIVE SIZE OF A CRYPTO CURRENCY. CALC: (CURRENT MARKET PRICE) X (TOTAL # OF COINS CIRCULATING)

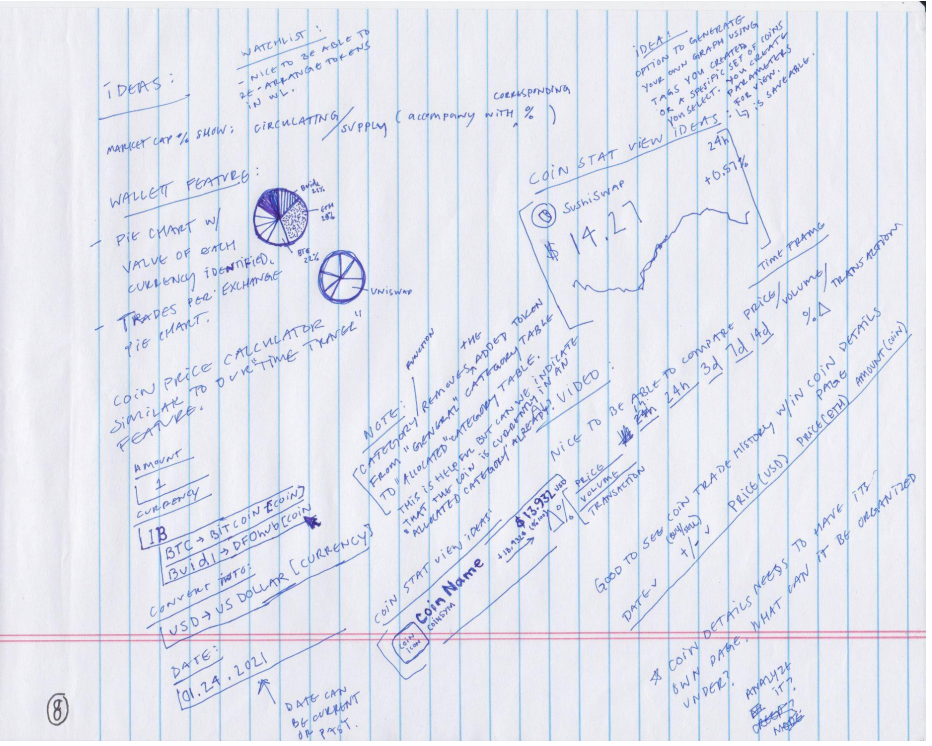
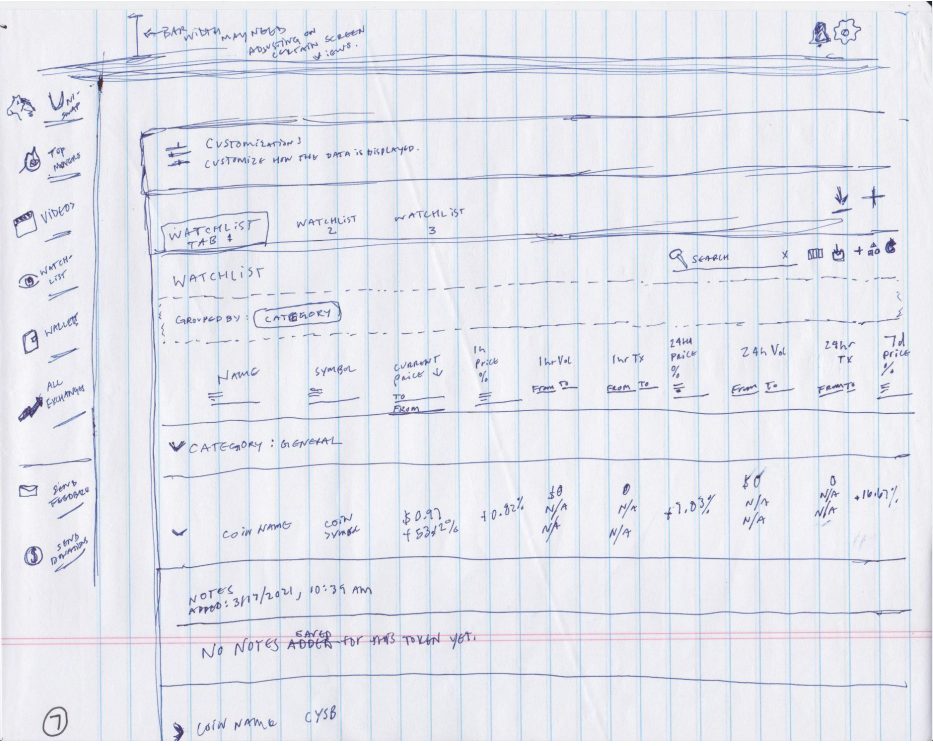
\$1B > MARKET CAP: MID-SIZE

\$18 > MARKET CAP: SMALL-SIZE

6

Design Research

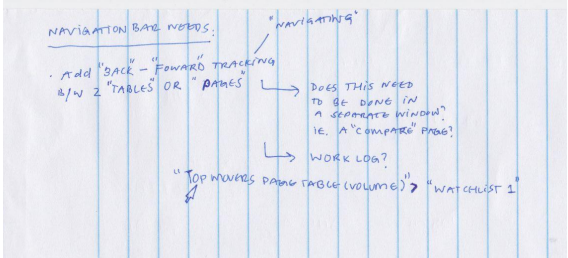
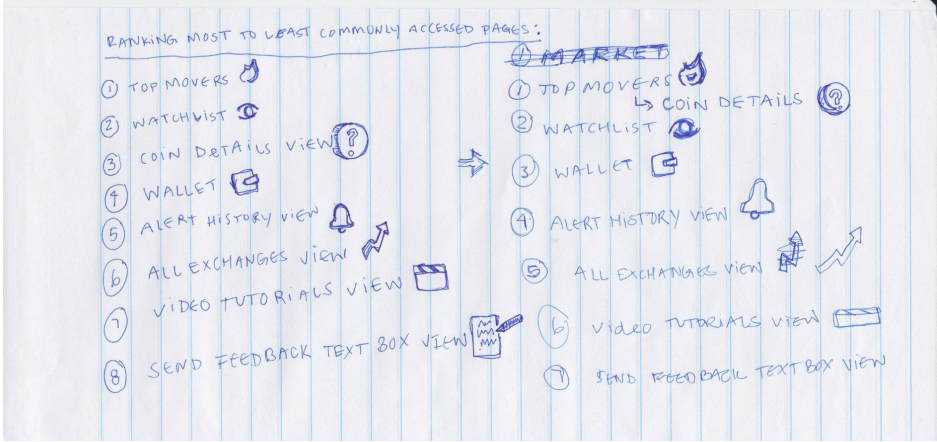
DegenApe Tools



Design ideas for data visualizations

Design Research


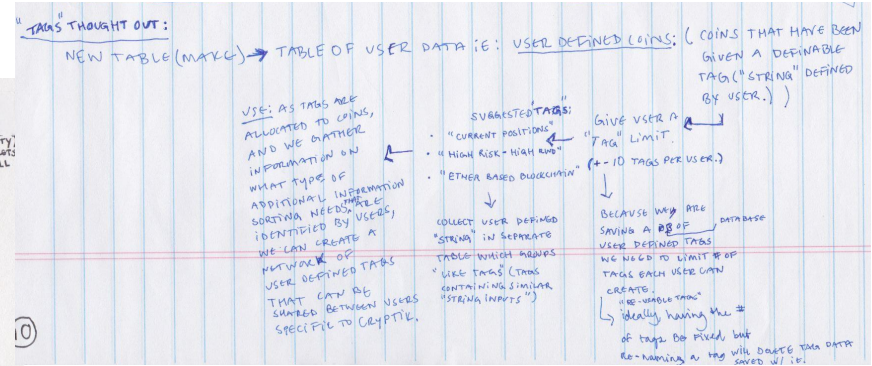
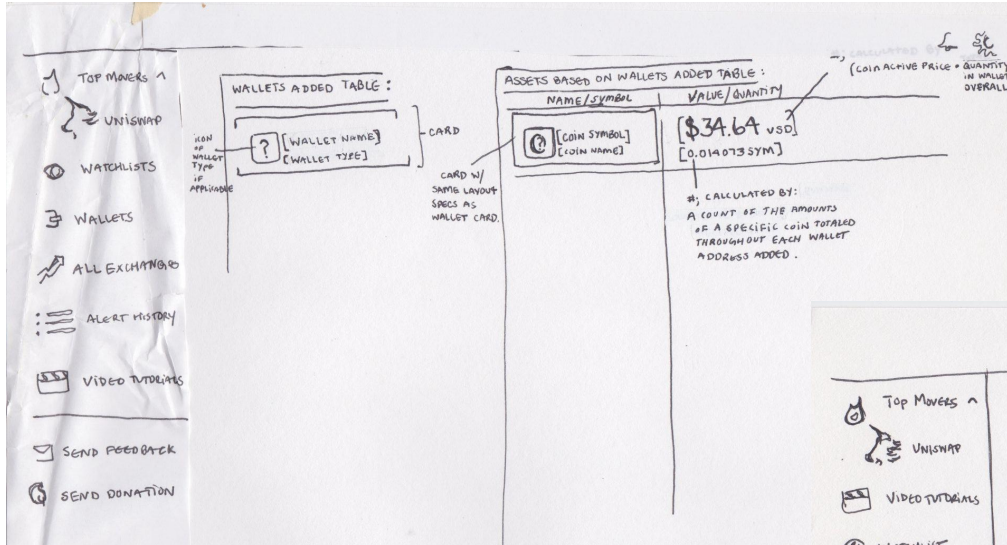
DegenApe Tools



Re-ordering nav bar by most to least commonly accessed pages

Design Research

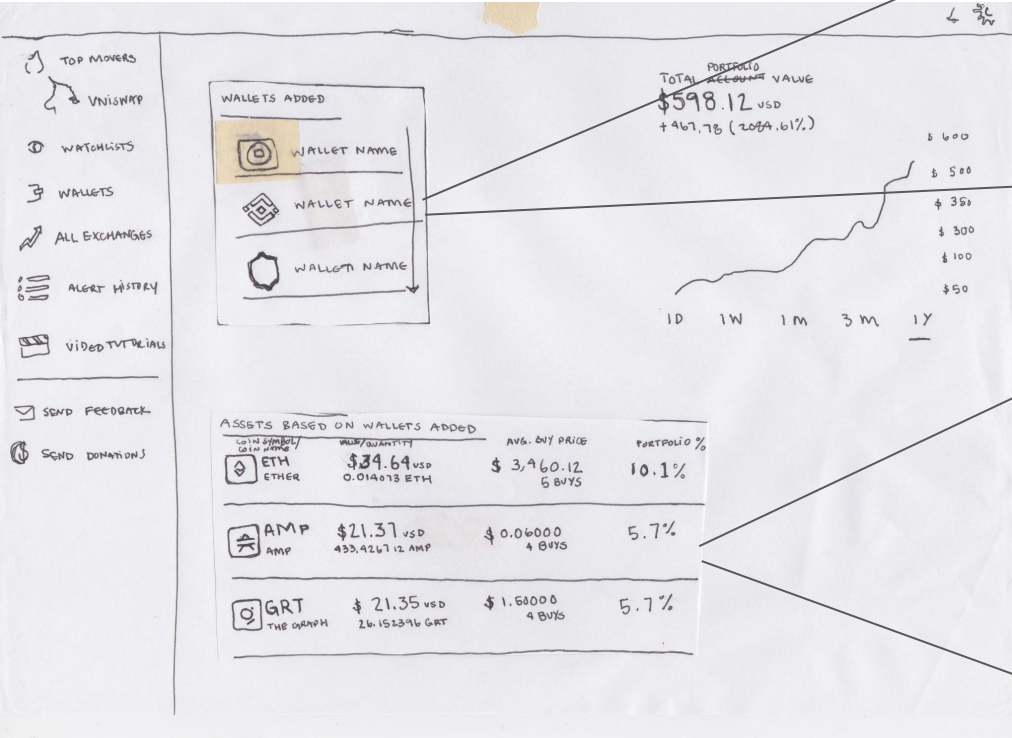
DegenApe Tools



Portfolio view sketches

Design Research

DegenApe Tools



WALLETS ADDED

- WALLET NAME
WALLET TYPE
- WALLET NAME
WALLET TYPE
- WALLET NAME
WALLET TYPE
- WALLET NAME
WALLET TYPE

ASSETS BASED ON WALLETS ADDED

NAME/SYMBOL	VALUE/QUANTITY	AVG. BUY PRICE	PORTFOLIO %
CRV Curve DAO Token	\$34.64 USD 0.014073 ETH	\$3,460.12 USD 5 BUYS	10.1%
CRV Curve DAO Token	\$34.64 USD 0.014073 ETH	\$3,460.12 USD 5 BUYS	10.1%
CRV Curve DAO Token	\$34.64 USD 0.014073 ETH	\$3,460.12 USD 5 BUYS	10.1%
CRV Curve DAO Token	\$34.64 USD 0.014073 ETH	\$3,460.12 USD 5 BUYS	10.1%
CRV Curve DAO Token	\$34.64 USD 0.014073 ETH	\$3,460.12 USD 5 BUYS	10.1%
CRV Curve DAO Token	\$34.64 USD 0.014073 ETH	\$3,460.12 USD 5 BUYS	10.1%
CRV Curve DAO Token	\$34.64 USD 0.014073 ETH	\$3,460.12 USD 5 BUYS	10.1%
CRV Curve DAO Token	\$34.64 USD 0.014073 ETH	\$3,460.12 USD 5 BUYS	10.1%
CRV Curve DAO Token	\$34.64 USD 0.014073 ETH	\$3,460.12 USD 5 BUYS	10.1%

Portfolio view components
(Table and Wallets added)




DESIRED POINTS OF CALCULATION: (CRYPTO WALLET / PORTFOLIO) APP FEATURES / FUNCTIONALITY

FOR A CERTAIN COIN, LOOKING AT THE INDIVIDUAL'S [BUY PRICE] OR THE [BUY PRICE AVG],
THE ABILITY TO COMPARE THE CURRENT PRICE HISTORICALLY TO DETERMINE A WINDOW OF
OPPORTUNITY THAT IS MOST PRUDENT TO [BUY] OR [SELL] AN ASSET BASED ON ITS LIKELIHOOD
TO DROP AGAIN $\frac{\$ \Delta\%}{\text{TIME (PERIOD)}}$ } LATER
IDEALLY IT WOULD BE NICE TO BE ABLE TO COMPARE THE
COIN WITH OTHER COINS WITH SIMILAR FEATS / FUNCS
LISTED THAT HAVE BEEN ON MARKET FOR A DEFINED
PERIOD OF TIME.

FOR WALLET TX DISPLAY TABLE:

- 1) PULL COIN IMAGE/SYMBOL IF APPLICABLE
- 2) PULL NAME & SYMBOL
- 3) PULL CURRENT PRICE IF APPLICABLE.
- 4) PULL # OF COINS IN WALLET.

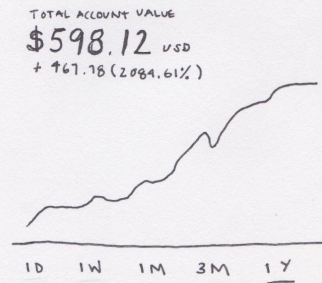
COIN TABLE BASED ON WALLETS ADDED.

 USD US DOLLAR	\$2.95	\$ AVG. BUY PRICE
 ETH ETHER	\$9.83 0.00983 ETH	\$3460.12 7 BUYS
 AMP AMP	\$21.95 433.426712 AMP	\$0.0600 1 BUYS

IDEAL DATA:

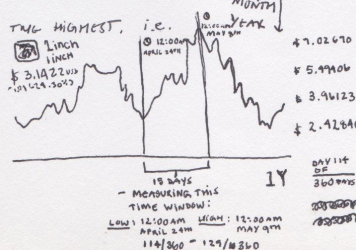
- 1) CURRENT ACTIVE PRICE
- 2) QUANTITY
- 3) AVG. BUY PRICE
- 4) PORTFOLIO %
- 5) VALUE OF ASSET BASED ON:
"CURRENT ACTIVE PRICE X QUANTITY."

TOTAL ACCOUNT VALUE
\$598.12 USD
+ 167.78 (28.4.61%)



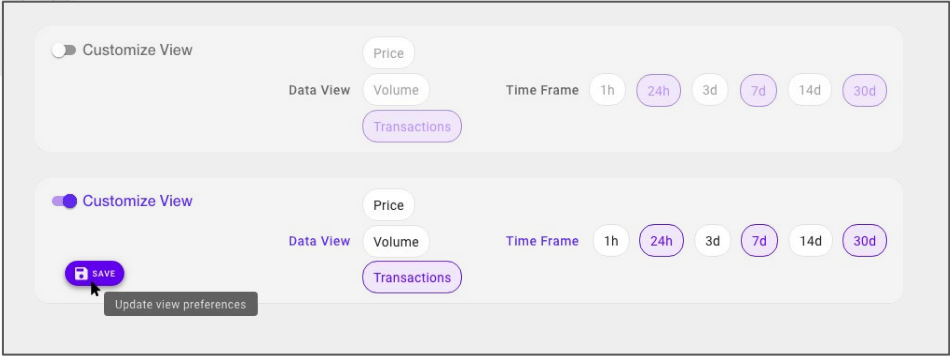
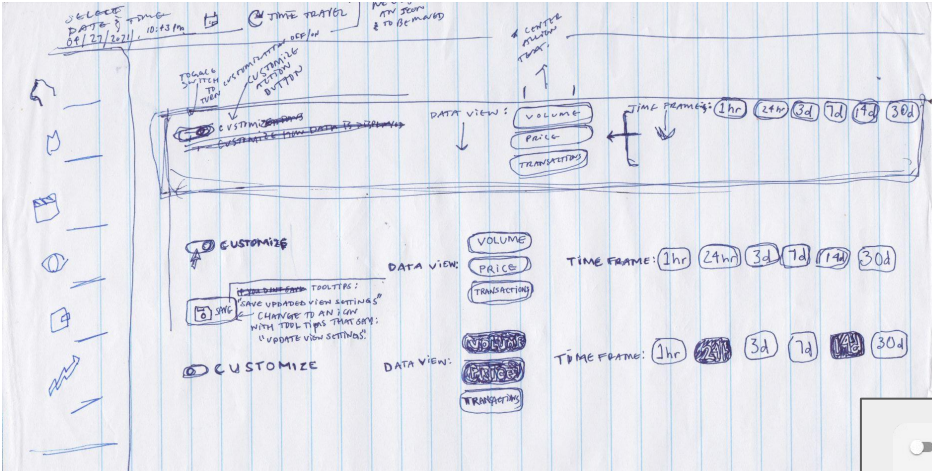
DESIRED POINTS OF CALCULATION 2.1:

MEASURING THE TIME WINDOW BETWEEN
THE COINS "LOWEST OF THE DAY" AND



Design Research

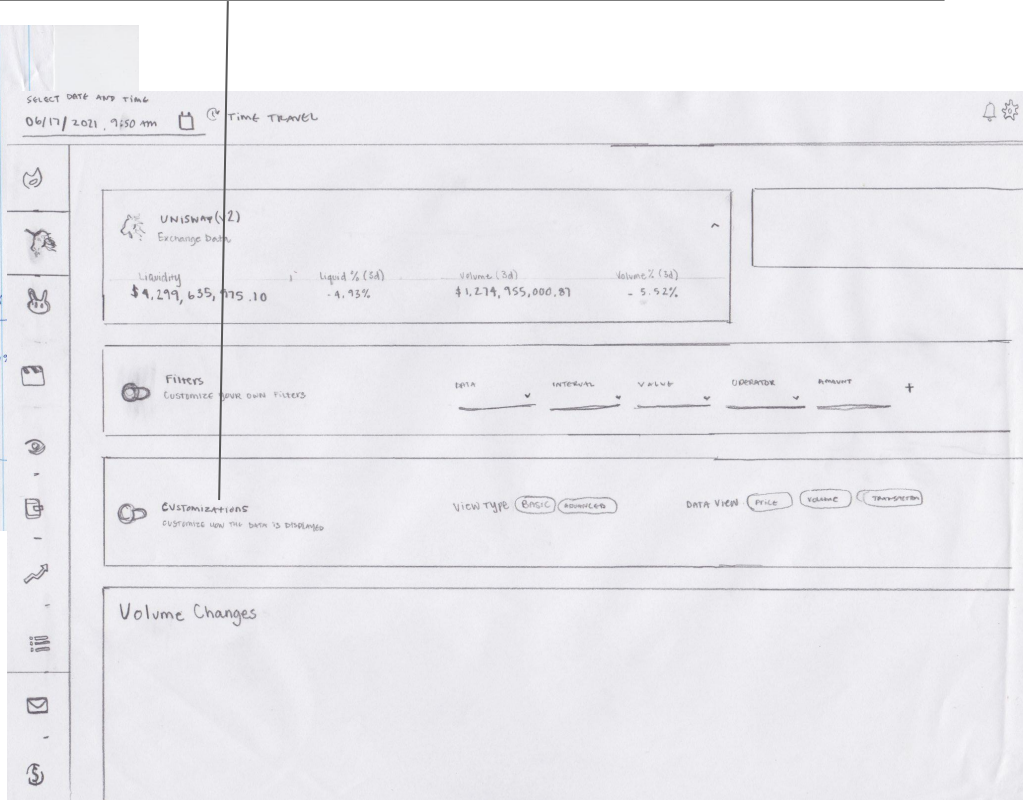

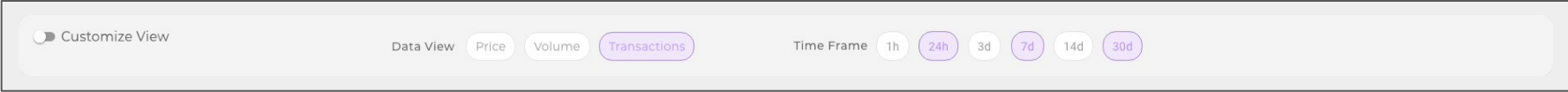
DegenApe Tools



Customize view redesign

Design Research

DegenApe Tools



Customize view redesign

Design Research

DegenApe Tools

CURRENT

CHANGES TABLE

VAL PRICE TX	NAME	PRICE	1h VOL	1h EXCHANGE VOL%	24h VOL	24h EXCHANGE VOL%	3d VOL	3d EXCHANGE VOL%	7d VOL	7d EXCHANGE VOL%
> ...	COFF	\$0.32	80	0%						
> ...	DALE	\$0.10	760,347.94	2.55%	141,190.1%	131,957.1%				
> ...	NOX	\$1.15	30	0%						
> ...	MIAH	\$0.12	10	0%						
> ...	SWISS	\$1.51	80	0%						

IF BOLD OR RED, POINT TO "SYMBOL" OR "PRICE".
 LETS INCREASE THE FONT BY 2 PTS & MAKE IT BOLD OR "MEDIUM" IF AVAILABLE.
 CAN THIS COLUMN BE ADDED TO THE ROW INSTEAD?

NEW

CHANGES TABLE

VAL PRICE TX	NAME	PRICE	1h VOL	1h EXCHANGE VOL%
> ...	SYMB	\$12.34	111.34	4.33%
> ...	SYMB	\$12.34	111.34	4.33%
> ...	SYMB	\$12.34	111.34	4.33%
> ...	SYMB	\$12.34	111.34	4.33%

LEFT ALIGN CENTER

WATCHLIST 1

NAME	SYMBOL	CURRENT PRICE	PRICE RANGE	1hr TIME	1hr PRICE	1hr VOL	1hr TX	24h PRICE	24h Vol	24h TX
		\$3.14	(+12.82%)	1hr	\$3.14	\$2.87	+2.87%	-3.28%	\$1,897,111.1	265
						\$4,572.13	(+30.78%)			(-38.37%)

WATCHLIST 2

WATCHLIST 3

WATCHLIST 4

1hr PRICE VOLUME% TRANSACTION%
 24hr PRICE% VOLUME% TRANSACTION%

PRICE CHANGES

Search [X] + [M] [C]

NAME	CURRENT PRICE	1h			24h			1d			3d			7d			
		PRICE%	VOLUME	TX	PRICE%	VOLUME	TX	PRICE%	VOLUME	TX	PRICE%	VOLUME	TX	PRICE%	VOLUME	TX	
CRV Core DAO Token	\$2.94	+0.90%	\$207,154.19	+156.62%	+22.22%	+0.90%	\$207,154.19	+156.62%	+22.22%	+0.90%	\$207,154.19	+156.62%	+22.22%	+0.90%	\$207,154.19	+156.62%	+22.22%
30,317 HOLDERS EST. AMT CAP \$800.83M	SINCE ADDED:	\$2.46	\$288,004.15	-38.07%	-52.17%	\$2.46	\$288,004.15	-38.07%	-52.17%	\$2.46	\$288,004.15	-38.07%	-52.17%	\$2.46	\$288,004.15	-38.07%	-52.17%
CRV Core DAO Token	\$2.94	+0.90%	\$207,154.19	+156.62%	+22.22%	+0.90%	\$207,154.19	+156.62%	+22.22%	+0.90%	\$207,154.19	+156.62%	+22.22%	+0.90%	\$207,154.19	+156.62%	+22.22%
CRV Core DAO Token	\$2.94	+0.90%	\$207,154.19	+156.62%	+22.22%	+0.90%	\$207,154.19	+156.62%	+22.22%	+0.90%	\$207,154.19	+156.62%	+22.22%	+0.90%	\$207,154.19	+156.62%	+22.22%
CRV Core DAO Token	\$2.94	+0.90%	\$207,154.19	+156.62%	+22.22%	+0.90%	\$207,154.19	+156.62%	+22.22%	+0.90%	\$207,154.19	+156.62%	+22.22%	+0.90%	\$207,154.19	+156.62%	+22.22%
CRV Core DAO Token	\$2.94	+0.90%	\$207,154.19	+156.62%	+22.22%	+0.90%	\$207,154.19	+156.62%	+22.22%	+0.90%	\$207,154.19	+156.62%	+22.22%	+0.90%	\$207,154.19	+156.62%	+22.22%
CRV Core DAO Token	\$2.94	+0.90%	\$207,154.19	+156.62%	+22.22%	+0.90%	\$207,154.19	+156.62%	+22.22%	+0.90%	\$207,154.19	+156.62%	+22.22%	+0.90%	\$207,154.19	+156.62%	+22.22%

Tables update/ redesign

Design Research

DegenApe Tools

CURRENT

CHANGES TABLE

VAL PRICE TX	NAME	PRICE	1h VOL	1h EXCHANGE VOL%	24h VOL	24h EXCHANGE VOL%	3d VOL	3d EXCHANGE VOL%	7d VOL	7d EXCHANGE VOL%
> ...	COFF	\$0.32	80	0%						
> ...	DALE	\$0.10	760,347.94	2.55%	141,190.1%	131,957.1%				
> ...	NOX	\$1.15	30	0%						
> ...	MIAH	\$0.12	10	0%						
> ...	SWISS	\$1.51	80	0%						

IF BOLD OR RED, POINT TO "SYMBOL" OR "PRICE".
 LETS INCREASE THE FONT BY 2 PTS & MAKE IT BOLD OR "MEDIUM" IF AVAILABLE.
 CAN THIS COLUMN BE ADDED TO THE ROW INSTEAD?

NEW

CHANGES TABLE

VAL PRICE TX	NAME	PRICE	1h VOL	1h EXCHANGE VOL%
> ...	SYMB	\$12.34	\$11.34	1.33%
> ...	SYMB	\$12.34	\$11.34	1.33%
> ...	SYMB	\$12.34	\$11.34	1.33%
> ...	SYMB	\$12.34	\$11.34	1.33%

LEFT ALIGN CENTER

WATCHLIST 1

NAME	SYMBOL	CURRENT PRICE	PRICE RANGE	1hr TIME	1hr PRICE	1hr VOL	1hr TX	24h PRICE	24h VOL	24h TX
		\$3.14	(+12.82%)	1hr	\$3.14	\$2.87	+2.87%	-3.28%	\$1,897,111.1	265
						\$4,572.13	(+30.78%)			(-38.37%)

WATCHLIST 2

WATCHLIST 3

WATCHLIST 4

1hr PRICE VOLUME% TRANSACTION%
 24hr PRICE% VOLUME% TRANSACTION%

PRICE CHANGES

Search [X] + [M] [C]

NAME	CURRENT PRICE	1h			24h			1d			3d			7d		
		PRICE%	VOLUME	TX	PRICE%	VOLUME	TX	PRICE%	VOLUME	TX	PRICE%	VOLUME	TX	PRICE%	VOLUME	TX
CRV Core DAO Token	\$2.94	+0.90%	\$207,154.19	+22.22%	+0.90%	\$207,154.19	+22.22%	+0.90%	\$207,154.19	+22.22%	+0.90%	\$207,154.19	+22.22%	+0.90%	\$207,154.19	+22.22%
30,317 HOLDERS EST. AMT CAP	\$800.83M	SINCE ADDED:	\$246	\$288,004.15	23	\$246	\$288,004.15	23	\$246	\$288,004.15	23	\$246	\$288,004.15	23	\$246	\$288,004.15
CRV Core DAO Token	\$2.94	+0.90%	\$207,154.19	+22.22%	+0.90%	\$207,154.19	+22.22%	+0.90%	\$207,154.19	+22.22%	+0.90%	\$207,154.19	+22.22%	+0.90%	\$207,154.19	+22.22%
CRV Core DAO Token	\$2.94	+0.90%	\$207,154.19	+22.22%	+0.90%	\$207,154.19	+22.22%	+0.90%	\$207,154.19	+22.22%	+0.90%	\$207,154.19	+22.22%	+0.90%	\$207,154.19	+22.22%
CRV Core DAO Token	\$2.94	+0.90%	\$207,154.19	+22.22%	+0.90%	\$207,154.19	+22.22%	+0.90%	\$207,154.19	+22.22%	+0.90%	\$207,154.19	+22.22%	+0.90%	\$207,154.19	+22.22%
CRV Core DAO Token	\$2.94	+0.90%	\$207,154.19	+22.22%	+0.90%	\$207,154.19	+22.22%	+0.90%	\$207,154.19	+22.22%	+0.90%	\$207,154.19	+22.22%	+0.90%	\$207,154.19	+22.22%
CRV Core DAO Token	\$2.94	+0.90%	\$207,154.19	+22.22%	+0.90%	\$207,154.19	+22.22%	+0.90%	\$207,154.19	+22.22%	+0.90%	\$207,154.19	+22.22%	+0.90%	\$207,154.19	+22.22%

Tables update/ redesign